






Hanging Heaton C of E (VC) J & I School – Working at home work

Class/Year Group: class 4

Week commencing: 4/5/20

Dear Parents/Carers,

Please find below activities to support your child's continued learning at home. It is important during this time that we try to build on the learning that has taken place in school although we do realise that it is impossible to replicate school whilst home learning. The more children can keep up with their learning, the easier the transition back into school will be. We appreciate your support in this.

Area	Monday	Tuesday	Wednesday	Thursday	Friday
Reading	At least 15 minutes	At least 15 minutes	At least 15 minutes	At least 15 minutes	At least 15 minutes
English 	Complete at least 10 quizzes on read theory.	Handwriting and spelling practise. Have a go at look, cover, write and check all your spelling words. Practise them with your best writing – joined. Can you create a puzzle for your spellings? This could be a word search, crossword or even a code breaker.	Think of your favourite story. Can you rewrite the story making one change to the story or an alternative ending?	Thinking of your favourite story, can you write some Haiku poems about events or characters from the book? Remember the 5,7,5 syllable count.	Watch: https://www.youtube.com/watch?v=vB07RfntTvw Thinking of a different fairy tale can you write the story from the villain's perspective and think of reason as to why they did the bad things that they did?
Maths 	Complete times table rock stars. Please complete at least two sound checks. Why not challenge friends or me on TTRS!	Practise reflecting shapes. Draw any shape, a mirror line and reflect the shape.	Can you create your own dice? You will need to draw a net to create a cube. Remember the properties of a cube to help you draw the net. Then when you have done this draw the dots on, fold and stick together.	Complete activities on Mathletics- in particular position and direction.	Can you create your own maths board game? This could use a mixture of everything we have learnt in maths. Your game could be based on other games such as Monopoly or Cluedo, or it could be an entirely new game! You could even use the dice you created to play your game.
Foundation subjects 	Topic For each of the following safety symbols draw the symbol and write a definition of what it means. The kite mark. Age label Fire safety. CE mark. The lion mark. See if you can find any of these symbols around your home.	Art Research artwork by Wassily Kandinsky. Pick your favourite piece of art that he created and try to recreate your own. You could use paper and pencils, pastels, paint or even the computer to try create your own work!	R.E. Create an image of a tree, showing its roots, trunk, branches, and carrying fruits as well. Write onto the fruits the words that choose to represent good actions. Think about what leads to good actions, and write some of these things onto the branches, the trunk and the roots of their trees.	French Using a French dictionary or translating tool look up different types of houses. For e.g. apartment, house, mansion, bungalow, flat, terraced, semi- detached. Write what they are in French and draw a picture to go with each.	Science Watch https://www.bbc.co.uk/bitesize/clips/zy2qxnbn Design your own football floodlight. What will you need to include to make sure the floodlight is as bright as possible?

This week's spellings are:

Year 4 : serious, obvious, curious, hideous, spontaneous, courteous, myth, gym, pyramid, mystery

Year 5 : co-ordinate, re-enter, co-operate, co-own, possible, possibly, horrible, horribly, terrible, terribly

This week's mental maths challenge is: practising adding and subtracting 1000 to any given number.